



MATERIALS

Bernat® Baby Blanket Dappled™ (10.5 oz/300 g; 220 yds/201 m)
Misty Jungle Green (15006) **3 balls**

Size U.S. L/11 (8 mm) crochet hook **or size needed to obtain gauge.**

 CROCHET | SKILL LEVEL: **EASY**

ABBREVIATIONS

Approx = Approximately

Beg = Begin(ning)

Ch = Chain(s)

Dc = Double crochet

Dc2(3-5)tog = (Yoh and draw up a loop in next stitch. Yoh and draw through 2 loops on hook) 2 (3-5) times. Yoh and draw through all loops on hook.

Dcbp = Yoh and draw up a loop around post of next stitch at back of work, inserting hook from right to left. (Yoh and draw through 2 loops on hook) twice.

Dcbp2(3-5)tog = (Yoh and draw up a loop around post of next stitch at back of work, inserting hook from right to left. Yoh and draw through 2 loops on hook) 2 (3-5) times. Yoh and draw through all loops on hook.

Dcfp = Yoh and draw up a loop around post of next stitch at front of work, inserting hook from right to left. (Yoh and draw through 2 loops on hook) twice.

Dcfp2(3-5)tog = (Yoh and draw up a loop around post of next stitch at front of work, inserting hook from right to left. Yoh and draw through 2 loops on hook) 2 (3-5) times. Yoh and draw through all loops on hook.

Rep = Repeat

Sc = Single crochet

Sp = Space

St(s) = Stitch(es)

Yoh = Yarn over hook

MEASUREMENTS

Approx 40" x 42" [101.5 x 106.5 cm].

GAUGE

7 sc and 8 rows = 4" [10 cm].

INSTRUCTIONS

Note: Ch 3 at beg of row counts as dc.

Ch 83. (Multiple of 20 ch + 23 ch).

1st row: Skip first 3 ch (counts as dc.) Dc2tog over next 2 ch.

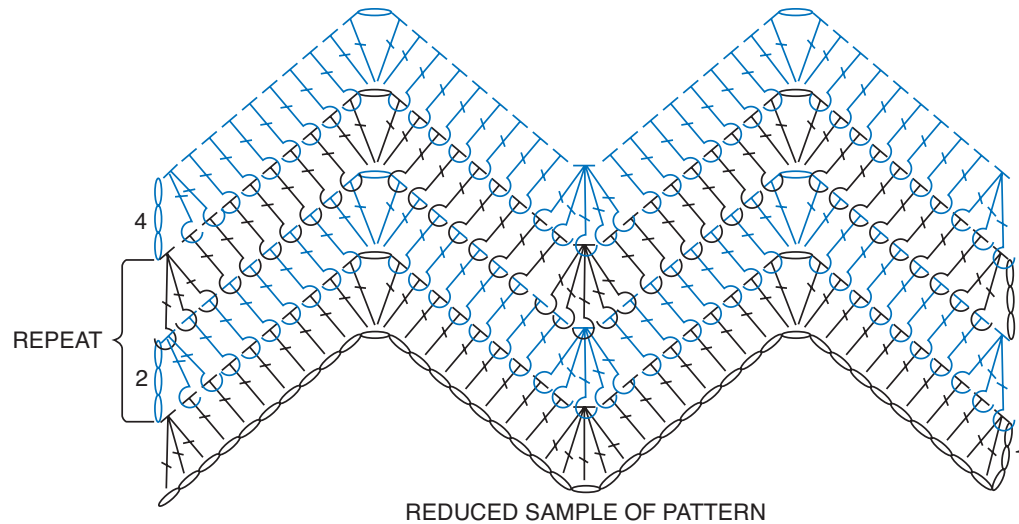
BERNAT® RIDGED CROCHET BABY BLANKET | CROCHET

*1 dc in each of next 7 ch. (2 dc. Ch 1. 2 dc) in next ch. 1 dc in each of next 7 ch. Dc5tog over next 5 ch. Rep from * to end of chain, ending last rep with dc3tog over last 3 ch. Turn.


2nd row: Ch 3. Dcbp2tog. *1 dcbp around each of next 7 sts. (2 dc. Ch 1. 2 dc) in next ch-1 sp. 1 dcbp around each of next 7 sts. Dcbp5tog. Rep from * to end of row, ending last rep with dcbp3tog. Turn.

3rd row: Ch 3. Dcfp2tog. *1 dcbp around each of next 7 sts. (2 dc. Ch 1. 2 dc) in next ch-1 sp. 1 dcbp around each of next 7 sts. Dcfp5tog. Rep from * to end of row, ending last rep with dcfp3tog. Turn.











Rep 2nd and 3rd rows until work measures approx 42" [106.5 cm] from beg. Fasten off.



REDUCED SAMPLE OF PATTERN



STITCH KEY

-  = chain (ch)
-  = double crochet (dc)
-  = front post dc (dcfp)
-  = back post dc (dcbp)
-  = front post dc 2 together (dcfp2tog)
-  = back post dc 2 together (dcbp2tog)
-  = front post dc 3 together (dcfp3tog)
-  = back post dc 3 together (dcbp3tog)
-  = front post dc 2 together (dcfp5tog)
-  = back post dc 2 together (dcbp5tog)